

vtech[®]
baby

Instruction Manual

Farmyard Animals Soft Play Set



VTech understands that a child's needs and abilities change as they grow and with that in mind we develop our toys to teach and entertain at just the right level...

vtech Baby

Toys that will stimulate their interest in different textures, sounds and colours

I am...

...responding to colours, sounds and textures

...understanding cause and effect

...learning to touch, reach, grasp, sit-up, crawl and toddle

Birth-36 months



Pre-School

Interactive toys to develop their imagination and encourage language development

I want...

...to get ready for school by starting to learn the alphabet and counting

...my learning to be as fun, easy and exciting as can be

...to show my creativity with drawing and music so my whole brain develops

3-6 years



Electronic Learning Computers

Cool, aspirational and inspiring computers for curriculum related learning

I need...

...challenging activities that can keep pace with my growing mind

...intelligent technology that adapts to my level of learning

...National Curriculum based content to support what I'm learning at school

4-10 years



To learn more about this and other VTech® products, visit www.vtech.co.uk

INTRODUCTION

Come and have fun with my friends on the farm, with the **Farmyard Animals Soft Play Set** by VTech®! Adventure awaits as little farmers open the barn door and discover the animals hiding inside. Drive and press the tractor buttons to hear songs and phrases or squeeze the duck for a squeaky surprise. After a long day of play, the tractor and animals can be stored away in the barn.



On/Off/Volume Switch

4 Animal Buttons

INCLUDED IN THE PACKAGE

- 1 Barn
- 1 Electronic Tractor
- 1 Playmat
- 4 Soft Animals (Chicken, Duck, Cow, Horse)
- Quick Start Guide

WARNING

All packing materials, such as tape, plastic sheets, packaging locks, removable tags, cable ties, cords and packaging screws are not part of this toy, and should be discarded for your child's safety.

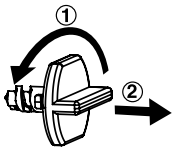
NOTE

Please save this Instruction Manual as it contains important information.

WARNING:

Keep this soft toy out of the sleeping environment for babies under twelve months to avoid suffocation risk.

Unlock the packaging locks:




- ① Turn the packaging lock 90 degrees anticlockwise several times.
- ② Pull out and discard the packaging lock.

GETTING STARTED

Battery Removal and Installation

1. Make sure the unit is turned **Off**.
2. Locate the battery cover located on the bottom of the tractor, use a screwdriver to loosen the screw and then open the battery cover.
3. Remove the old battery by pulling up on one end of the battery.
4. Install 1 new AA (AM-3/LR6) battery following the diagram inside the battery box. (For best performance, alkaline batteries or fully charged Ni-MH rechargeable batteries are recommended).
5. Replace the battery cover and tighten the screw to secure.



WARNING:

Adult assembly required for battery installation.
Keep batteries out of reach of children.

IMPORTANT: BATTERY INFORMATION

- Insert batteries with the correct polarity (+ and -).
- Do not mix old and new batteries.
- Do not mix alkaline, standard (carbon-zinc) or rechargeable batteries.
- Only batteries of the same or equivalent type as recommended are to be used.
- Do not short-circuit the supply terminals.
- Remove batteries during long periods of non-use.
- Remove exhausted batteries from the toy.
- Dispose of batteries safely. Do not dispose of batteries in fire.

RECHARGEABLE BATTERIES

- Remove rechargeable batteries (if removable) from toy before charging.
- Rechargeable batteries are only to be charged under adult supervision.
- Do not charge non-rechargeable batteries.

Disposal of batteries and product

The crossed-out wheellie bin symbols on products and batteries, or on their respective packaging, indicates they must not be disposed of in domestic waste as they contain substances that can be damaging to the environment and human health.



The chemical symbols Hg, Cd or Pb, where marked, indicate that the battery contains more than the specified value of mercury (Hg), cadmium (Cd) or lead (Pb) set out in Battery Directive (2006/66/EC).



The solid bar indicates that the product was placed on the market after 13th August, 2005.

Please dispose of your product and batteries responsibly. In the UK, give this toy a second life by disposing of it at a small electricals collection point* so all of its materials can be recycled.

Learn more at:




www.vtech.co.uk/recycle


www.vtech.com.au/sustainability

* Visit www.recyclenow.com to see a list of collection points near you.

PRODUCT FEATURES

1. On/Off/Volume Switch

To turn the unit **On**, slide the **On/Off/Volume Switch** to the Low volume  or High volume  position. You will hear a phrase and a song. To turn the unit **Off**, slide the **On/Off/Volume Switch** to the **Off**  position.



2. Automatic Shut-Off

To preserve battery life, the Tractor will automatically power down after approximately 35 seconds without input. The unit can be turned **On** again by pressing any button.

NOTE

If the unit powers down or the light fades out during play, please install a new set of batteries.

ACTIVITIES

1. 4 Animal Buttons

Press the four **Animal Buttons** to hear animal sounds, farm phrases, sing-along songs and melodies. The light will flash with the sounds.



2. Wheels

Push the **Tractor** forward to hear fun phrases and sounds. The light will flash with the sounds.



MELODIES

1. Little Miss Muffet
2. Bingo
3. The Entertainer
4. Yankee Doodle
5. Wheels on the Bus
6. Hey Diddle Diddle
7. Hickory Dickory Dock
8. Incy Wincy Spider
9. One Man Went to Mow a Meadow
10. Little Bo-Peep
11. Three Little Kittens

12. Mary Had a Little Lamb
13. Here We Go Round the Mulberry Bush
14. Oats, Peas, Beans, and Barley Grow
15. Teddy Bears' Picnic

SONG LYRICS

Song 1

Welcome friends to our farm.
Where every day is fun.
Duck and chicken, horse and cow.
Let's play all day long.

Song 2

A beep-beep, a toot-toot.
Let's go on the tractor,
Have lots of fun, playing together.
Beep-beep, toot-toot-toot.

Song 3

The animals like to play on the farm.
Laughing, hopping, running all day.

CARE & MAINTENANCE

1. Keep the **Tractor** clean by wiping it with a slightly damp cloth.
2. Keep the **Tractor** out of direct sunlight and away from any direct heat sources.
3. Remove the battery if the **Tractor** will not be in use for an extended period of time.
4. Do not drop the **Tractor** on hard surfaces and do not expose the unit to moisture or water.
5. The fabric **Barn, Chicken, Cow, Horse** and **Playmat** are machine washable. The plush **Duck** is not machine washable. Please follow the care instructions on the tag.

TROUBLESHOOTING

If for some reason the unit stops working or malfunctions, please follow these steps:

1. Turn the unit **Off**.
2. Interrupt the power supply by removing the batteries.
3. Let the unit stand for a few minutes, then replace the batteries.
4. Turn the unit **On**. The unit should now be ready to use again.
5. If the unit still does not work, install a new set of batteries.

If the problem persists, please contact our Consumer Services Department and a service representative will be happy to help you.

CONSUMER SERVICES

Creating and developing **VTech®** products is accompanied by a responsibility that we at **VTech®** take very seriously. We make every effort to ensure the accuracy of the information, which forms the value of our products. However, errors sometimes can occur. It is important for you to know that we stand behind our products and encourage you to call our Consumer Services Department with any problems and/or suggestions that you might have. A service representative will be happy to help you.

UK Customers:

Phone: 0330 678 0149 (from UK) or +44 330 678 0149 (outside UK)

Website: www.vtech.co.uk/support

Australian Customers:

Phone: 1800 862 155

Website: support.vtech.com.au

NZ Customers:

Phone: 0800 400 785

Website: support.vtech.com.au

PRODUCT WARRANTY/ CONSUMER GUARANTEES

UK Customers:

Read our complete warranty policy online at vtech.co.uk/warranty.

Australian Customers:

VTECH ELECTRONICS (AUSTRALIA) PTY LIMITED –
CONSUMER GUARANTEES

Under the Australian Consumer Law, a number of consumer guarantees apply to goods and services supplied by VTech Electronics (Australia) Pty Limited. Please refer to vtech.com.au/consumerguarantees for further information.

**Visit our website for more
information about our products,
downloads, resources and more.**

www.vtech.co.uk
www.vtech.com.au

